



川源(中国)机械有限公司  
GSD (China) Co., Ltd.



# CVDC

## 立式干井式不堵塞泵

CVDC vertical dry pit non-clog pump



# CVDC立式干井式不堵塞泵

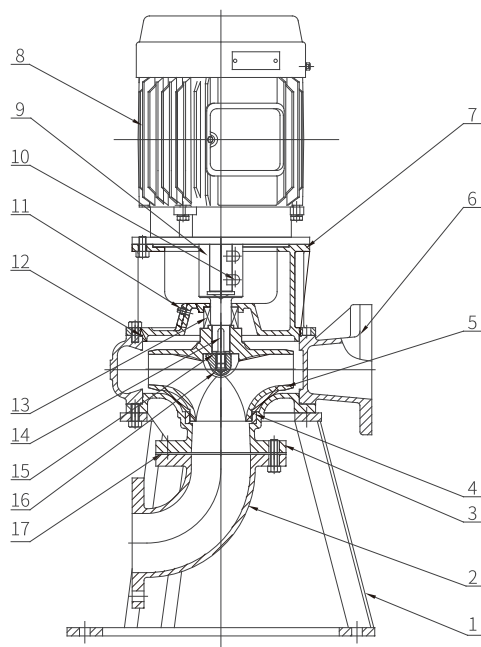
## CVDC vertical dry pit non-clog pump

### 用途 Application

- 污水处理厂污泥及污物抽送。
- 生活废水及工厂污水抽送。
- Wastewater treatment plant sewage and sludge pumping equipment.
- Municipal and industrial wastewater pumping equipment.

### 特点 Features

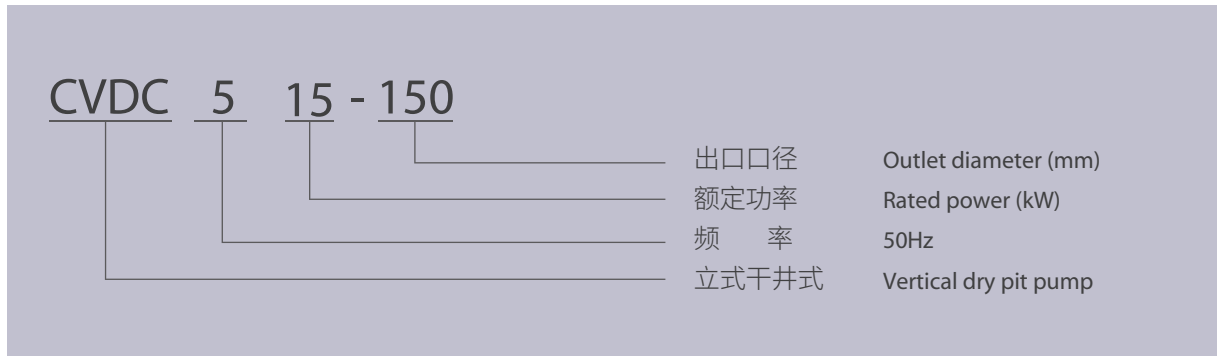
- 机组采用立式结构，泵与电机通过套筒轴结构连接，同心度高，占地面积小，节省投资。
- 叶轮为不堵塞型结构，流道宽大，污物容易通过，效率高，所有叶轮均经动、静平衡校正，运转平稳，寿命长。
- 使用全封闭滚珠轴承，可承受泵浦工作时所产生之轴向力。
- 国标Y<sub>2</sub>系列标准电机，维护方便。
- The whole machine is in vertical structure, pump and motor connection through the quill shaft structure, high concentricity. Small footprint and saving investment.
- Non-clog impeller is designed to allow sizable spherical solids to pass the flow passage easily without clogging. High efficiency. All impeller have been well statically & dynamically balanced.
- Operating stably and having long operating life. Full closed ball bearings add protection for high loads.
- GB Y<sub>2</sub> series standard motor, easy to maintain.



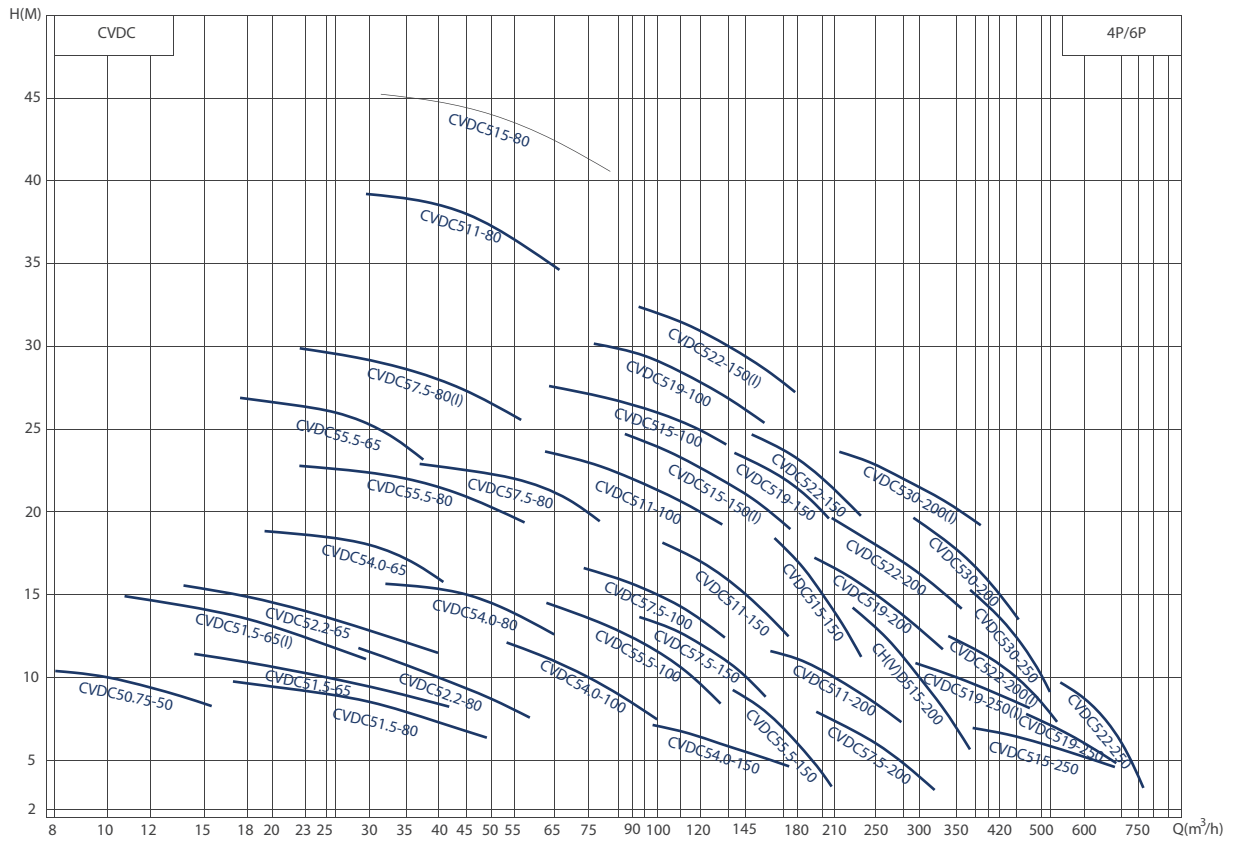
| NO. | 名称    | Name            | 材质         |                      |
|-----|-------|-----------------|------------|----------------------|
|     |       |                 | GB         | JIS                  |
| 1   | 泵支架   | Pump stent      | Q235A      | SS400                |
| 2   | 弯管    | Bent pipe       | HT200      | FC200                |
| 3   | 前盖    | Front cover     | HT200      | FC200                |
| 4   | 密封环   | Seal ring       | ZCuSn10Pb5 | LBC2                 |
| 5   | 叶轮    | Impeller        | HT200      | FC200                |
| 6   | 泵体    | Pump casing     | HT200      | FC200                |
| 7   | 中承座   | Bracket         | HT200      | FC200                |
| 8   | 电机    | Motor           | -          | -                    |
| 9   | 套筒轴   | Shaft           | 20Cr13     | SUS420J <sub>1</sub> |
| 10  | 螺钉    | Screw           | Q235A      | SS400                |
| 11  | 排气孔丝堵 | Vent plug       | Q235A      | SS400                |
| 12  | O型圈   | O ring          | NBR        | NBR                  |
| 13  | 机械密封  | Mechanical seal | SiC-SiC    | SiC-SiC              |
| 14  | 键     | Key             | 30Cr13     | SUS420J <sub>2</sub> |
| 15  | 止动垫圈  | Stop washer     | 06Cr19Ni10 | SUS304               |
| 16  | 叶轮螺母  | Impeller nut    | 06Cr19Ni10 | SUS304               |
| 17  | 法兰垫片  | Flange washer   | NBR        | NBR                  |



## 型号说明 Type description



## 型谱图 Performance chart



## 性能参数 Performance parameters

(4P/6P)

| 型号<br>Type     | 转速<br>Speed<br>r/min | 流量<br>Capacity<br>m <sup>3</sup> /h | 扬程<br>Head<br>m | 效率<br>Eff<br>% | 电机功率<br>Motor Power<br>kW | 口径<br>Dia.<br>mm | 重量<br>Weight<br>kg |
|----------------|----------------------|-------------------------------------|-----------------|----------------|---------------------------|------------------|--------------------|
| CVDC50.75-50   | 1450                 | 10                                  | 10              | 50             | 0.75                      | 50               | 63                 |
| CVDC51.5-65    | 1450                 | 25                                  | 10              | 60             | 1.5                       | 65               | 87                 |
| CVDC51.5-65(I) | 1450                 | 18                                  | 13.5            | 60             | 1.5                       | 65               | 100                |
| CVDC52.2-65    | 1450                 | 23                                  | 14              | 60             | 2.2                       | 65               | 104                |
| CVDC54.0-65    | 1450                 | 30                                  | 18              | 55             | 4                         | 65               | 132                |
| CVDC55.5-65    | 1450                 | 26                                  | 26              | 47             | 5.5                       | 65               | 196                |
| CVDC51.5-80    | 1450                 | 30                                  | 8.5             | 60             | 1.5                       | 80               | 88                 |
| CVDC52.2-80    | 1450                 | 40                                  | 10              | 60             | 2.2                       | 80               | 104                |
| CVDC54.0-80    | 1450                 | 45                                  | 15              | 62             | 4                         | 80               | 135                |
| CVDC55.5-80    | 1450                 | 35                                  | 22              | 55             | 5.5                       | 80               | 170                |
| CVDC57.5-80    | 1450                 | 55                                  | 22              | 62             | 7.5                       | 80               | 188                |
| CVDC57.5-80(I) | 1450                 | 36                                  | 28.5            | 47             | 7.5                       | 80               | 198                |
| CVDC511-80     | 1450                 | 45                                  | 38              | 60             | 11                        | 80               | 322                |
| CVDC515-80     | 1450                 | 50                                  | 44              | 51             | 15                        | 80               | 332                |
| CVDC54.0-100   | 1450                 | 75                                  | 10              | 70             | 4                         | 100              | 135                |
| CVDC55.5-100   | 1450                 | 95                                  | 12              | 68             | 5.5                       | 100              | 172                |
| CVDC57.5-100   | 1450                 | 100                                 | 15              | 70             | 7.5                       | 100              | 205                |
| CVDC511-100    | 1450                 | 90                                  | 22              | 68             | 11                        | 100              | 166                |
| CVDC515-100    | 1450                 | 100                                 | 26              | 65             | 15                        | 100              | 280                |
| CVDC519-100    | 1450                 | 110                                 | 28.5            | 66             | 18.5                      | 100              | 356                |
| CVDC54.0-150   | 1450                 | 130                                 | 6               | 72             | 4                         | 150              | 205                |
| CVDC55.5-150   | 1450                 | 180                                 | 6               | 73             | 5.5                       | 150              | 216                |
| CVDC57.5-150   | 1450                 | 120                                 | 12              | 70             | 7.5                       | 150              | 225                |
| CVDC511-150    | 1450                 | 145                                 | 15              | 72             | 11                        | 150              | 267                |
| CVDC515-150    | 1450                 | 200                                 | 15              | 74             | 15                        | 150              | 300                |
| CVDC515-150(I) | 1450                 | 130                                 | 22              | 70             | 15                        | 150              | 298                |
| CVDC519-150    | 1450                 | 170                                 | 22              | 73             | 18.5                      | 150              | 362                |
| CVDC522-150    | 1450                 | 200                                 | 22              | 73             | 22                        | 150              | 377                |
| CVDC522-150(I) | 1450                 | 135                                 | 30              | 66             | 22                        | 150              | 350                |
| CVDC57.5-200   | 1450                 | 250                                 | 6               | 72             | 7.5                       | 200              | 235                |
| CVDC511-200    | 1450                 | 210                                 | 10              | 70             | 11                        | 200              | 296                |
| CVDC515-200    | 1450                 | 300                                 | 10              | 72             | 15                        | 200              | 365                |
| CVDC519-200    | 1450                 | 250                                 | 15              | 75             | 18.5                      | 200              | 398                |
| CVDC522-200    | 1450                 | 250                                 | 18              | 72             | 22                        | 200              | 362                |
| CVDC522-200(I) | 1450                 | 450                                 | 10              | 72             | 22                        | 200              | 398                |
| CVDC530-200    | 980                  | 420                                 | 15              | 76             | 30                        | 200              | 797                |
| CVDC530-200(I) | 980                  | 280                                 | 22              | 74             | 30                        | 200              | 797                |
| CVDC515-250    | 1450                 | 500                                 | 6               | 71             | 15                        | 250              | 400                |
| CVDC519-250    | 1450                 | 600                                 | 6               | 71             | 18.5                      | 250              | 455                |
| CVDC519-250(I) | 1450                 | 350                                 | 10              | 71             | 18.5                      | 250              | 495                |
| CVDC522-250    | 1450                 | 700                                 | 6               | 73             | 22                        | 250              | 536                |
| CVDC530-250    | 980                  | 460                                 | 13              | 75             | 30                        | 250              | 782                |

免费咨询电话

400-657-9066

本型录内容如有变更，恕不另行通知。  
We reserve the right to change content without notice.

川源（中国）机械有限公司版权所有 all rights reserved. CY-J9

